

BODY ARMOR


BY TOLAR MFG. CO., INC.

JK INSTALLATION INSTRUCTIONS - WINCH MOUNT PLATE

2007 JEEP WRANGLER JK - ALL MODELS



For use with Body Armor Front Bumpers
applicable to 2007 Jeep Wrangler JK.
Will accept up to most 9,500lb winches.



treme trailgear
for the serious
offroader!

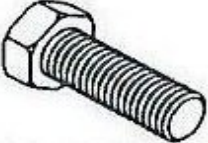



www.bodyarmor4x4.com

Hardware Kit for JK Winch Mount Plate - 2007 Jeep JK* - all models with front Body Armor Bumper

DO NOT INSTALL THIS PRODUCT ON ANY VEHICLE OTHER THAN JEEP JK* MODELS.

Body Armor designed this product to give you years of dependability and performance. If you encounter any problems during installation of this product, or at any later date, please contact your authorized Body Armor dealer, or call 951-808-0750 for our customer service department, or check our website for tech bulletins regarding your year and model vehicle. Our hours are Monday thru Thursday 7AM-4:30PM and Friday 8AM-12PM, Pacific Time.

Important: Before beginning installation, assure that all parts and hardware listed are contained in this package. Please contact us immediately should you find any shortages in parts and / or hardware.

JK* Winch Mount Hardware			
			
Hex Head Bolt 1/2-13 x 1.5" PN=BOLTBA12-1315 QTY 4	Flat Washer 1/2" PN=FWBA12 QTY 8	Lock Washer 1/2" PN=LWBA12 QTY 4	Hex Nut 1/2" (non-lock) PN=HNBA12 QTY 4

Check out our line-up of front & rear bumpers, and side guards for your JK - Available Separately Now!!!



JK-19331 - Triple Hoop Front Bumper



JK-19431 - Quad Hoop Front Bumper









JK-2391 - Swing-A-Way Bumper



**JK-4121 4-Door Rockcrawler Side Guards
JK-4122 2-Door Rockcrawler Side Guards**

Accessories also available separately to accent and / or outfit your Body Armor Bumpers - inquire with your Body Armor Dealer.

			
Cooler Rack for B/A Swing-A-Way Part # 5122 Sold Separately For up to a 32qt. Cooler	Towbar Adaptor Brackets Part # 3200 - vertical pin Sold Separately (per pair)	Towbar Adaptor Brackets Part # 3210 - horizontal pin Sold Separately (per pair)	NATO Can Adaptors Part # 3201 Sold Separately (per pair)
			
Body Armor Hitch Cap Part # 3207 Sold Separately		License Plate Bracket Part # 5121 Sold Separately	

* = Includes Unlimited

Winch Mount Plate Installation - Jeep JK*

Step 1

Unpack winch plate using staple puller to remove staples. Save all packing materials and take care not to tear cartons. Remove all hardware and parts. Check parts / hardware list and confirm all parts and necessary hardware are included before installation.

Step 2

- Assuming your Body Armor front bumper is already installed, place the winch plate onto the mounting flanges on the bumper.
- Install the (4) 1/2" x 1.5" bolts, with (1) flat washer, through the plate & mounting flanges, place (1) flat washer and (1) lock washer with (1) hex nut under the mounting flange and hand tighten.
- Confirm that plate is centered and straight. Torque bolts evenly.

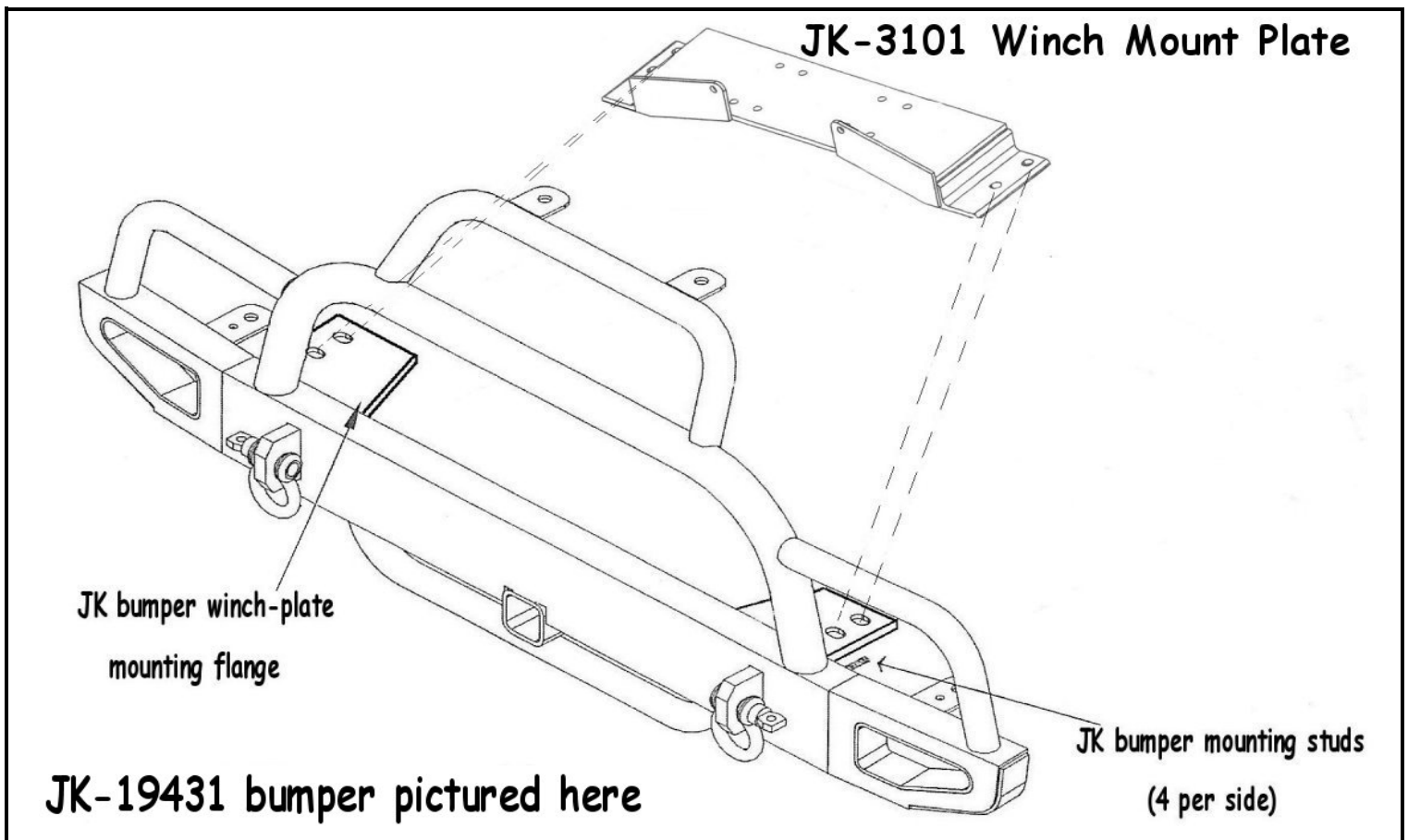
Step 3

Mount your winch to the plate with the hardware contained in your winch package and run the cabling to the battery as instructed by your winch manufacturer. Be sure cables are insulated at any and all contact points with metal edges / ends.

Note: The bolts supplied are the correct length for this specific application. Any variance in length could result in bolt shank interference with the frame-rail below the winch plate mounting flanges, resulting in insufficient torquing values. Injury and / or death could occur from winching with an insufficiently mounted winch and / or plate. Use only the hardware included with this mounting plate.

Great care has been taken to properly design and engineer this plate to receive an adequate size winch applicable to the Jeep JK. Our winch plate will handle up to a 9,500lb winch from most manufacturers. There are very few exclusions (IE; Warn 8274 and Powerplant). These exclusions come from limitations in space between the bumpers' up-right tubes and the JK's grill. All plates are double-drilled to accept the standard 10" x 4.5" foot patterned winches, as well as the Warn 9.0Rc Rock Crawler Winch.

We recommend you check the torque of all bolts after about two weeks, and after every off-road / trail run to assure tightness.



* = Includes Unlimited